

Change Grantee:

## Financial Reporting Main

**PRINT:** [This Page](#)

Show all data for:

**GET HELP WITH:** [Financial Reporting](#)

AFR Status: **Submitted to CPB**

Forms due: **February 13, 2021**

### Required Forms due on February 13, 2021

Based on your [grantee profile](#), you will be required to complete the following forms:

Form Name	Current Status	Completed By
<a href="#">Grantee Profile</a>	Completed 	David Duke
<a href="#">Schedule A: Direct Revenue</a>	Completed 	David Duke
<a href="#">Schedule E: Expenses &amp; Investment in Capital</a>	Completed 	David Duke
<a href="#">Schedule F: Reconciliation</a>	Completed 	David Duke
<a href="#">Signature Page</a>	Completed 	Rick Johnson
<a href="#">Audited Financial Statements</a>	Completed 	Jane Lastinger

### Optional Forms

You must complete any optional forms that apply to you.

Form Name	Current Status	Completed By
<input checked="" type="checkbox"/> <a href="#">Schedule B: Indirect administrative support and occupancy support provided by licensee</a>	Completed 	David Duke
<input checked="" type="checkbox"/> <a href="#">Schedule C: In-kind contributions of services and other assets</a>	Completed 	David Duke
<input type="checkbox"/> <a href="#">Schedule D: In-kind contributions of property and equipment</a>	Not Started 	
<a href="#">Large Gift Allocation: Elect to amortize large one-time gifts of direct revenue(TV grantees only)</a>	Not Started 	
<a href="#">Accountant's Qualification Statement: (for use by state or internal auditors only)</a>	Not Started 	

### Have you completed your AFR schedules?

Please verify and Route the Signature Page. When the Signature Page is complete, please ensure that the Audited Financial Statement has been uploaded and you reviewed your Grantee Profile. Then you are ready to Submit to CPB. If you cannot complete the forms on time, request an extension .

### NFFS Summary





























	2020	2019	\$ Change	% Change
1. Schedule A	\$3,098,121	\$2,855,941	\$242,180	8.5
2. Schedule B	\$929,332	\$1,326,452	\$-397,120	-29.9
3. Schedule C	\$177,834	\$128,013	\$49,821	38.9
4. Schedule D	\$0	\$0	\$0	0.0
5. Total NFFS	\$4,205,287	\$4,310,406	\$-105,119	-2.4

**NFFS Excluded?**

If you have an NFFS Exclusion, please click the "NFFS X" button, and enter your NFFS data.

Source of Income	2019 data	2020 data				
1. Amounts provided directly by federal government agencies	\$18,295	\$19,122				
A. Grants for facilities and other capital purposes	\$0	\$0				
B. Department of Education	\$0	\$0				
C. Department of Health and Human Services	\$0	\$0				
D. National Endowment for the Arts and Humanities	\$0	\$0				
E. National Science Foundation	\$0	\$0				
F. Other Federal Funds (specify)	\$18,295	\$19,122				
<table border="1" style="width: 100%; border-collapse: collapse;"> <thead> <tr> <th style="background-color: #d3d3d3;">Description</th> <th style="background-color: #d3d3d3;">Amount</th> </tr> </thead> <tbody> <tr> <td>DEA Tower Lease income</td> <td style="text-align: right;">\$19,122</td> </tr> </tbody> </table>	Description	Amount	DEA Tower Lease income	\$19,122		
Description	Amount					
DEA Tower Lease income	\$19,122					
2. Amounts provided by Public Broadcasting Entities	\$1,065,381	\$1,281,583				
A. CPB - Community Service Grants	\$1,023,401	\$936,484				
B. CPB - all other funds from CPB (e.g. DDF, RTL, Programming Grants)	\$36,980	\$296,099				
C. PBS - all payments except copyright royalties and other pass-through payments. See Guidelines for details.	\$0	\$11,500				
D. NPR - all payments except pass-through payments. See Guidelines for details.	\$0	\$0				
E. Public broadcasting stations - all payments	\$5,000	\$37,500				
F. Other PBE funds (specify)	\$0	\$0				
3. Local boards and departments of education or other local government or agency sources	\$0	\$0				
3.1 NFFS Eligible	\$0	\$0				
A. Program and production underwriting	\$0	\$0				
B. Grants and contributions other than underwriting	\$0	\$0				
C. Appropriations from the licensee	\$0	\$0				
D. Gifts and grants for facilities and equipment as restricted by the donor or received through a capital campaign (Radio only)	\$0	\$0				
E. Gifts and grants received through a capital campaign but not for facilities and equipment	\$0	\$0				
F. Other income eligible as NFFS (specify)	\$0	\$0				
3.2 NFFS Ineligible	\$0	\$0				
A. Rental income	\$0	\$0				
B. Fees for services	\$0	\$0				
C. Licensing fees (not royalties - see instructions for Line 15)	\$0	\$0				
D. Gifts and grants for facilities and equipment as restricted by the donor or received through a capital campaign (TV only)	\$0	\$0				
E. Other income ineligible for NFFS inclusion	\$0	\$0				

4. State boards and departments of education or other state government or agency sources	\$3,073,841	\$1,057,810	
4.1 NFFS Eligible	\$320,438	\$342,041	
A. Program and production underwriting	\$12,991	\$21,641	
B. Grants and contributions other than underwriting	\$307,447	\$320,400	
C. Appropriations from the licensee	\$0	\$0	
D. Gifts and grants for facilities and equipment as restricted by the donor or received through a capital campaign (Radio only)	\$0	\$0	
E. Gifts and grants received through a capital campaign but not for facilities and equipment	\$0	\$0	
F. Other income eligible as NFFS (specify)	\$0	\$0	
4.2 NFFS Ineligible	\$2,753,403	\$715,769	
A. Rental income	\$0	\$0	
B. Fees for services	\$0	\$0	
C. Licensing fees (not royalties – see instructions for Line 15)	\$0	\$0	
D. Gifts and grants for facilities and equipment as restricted by the donor or received through a capital campaign (TV only)	\$2,753,403	\$715,769	
E. Other income ineligible for NFFS inclusion	\$0	\$0	
5. State colleges and universities	\$614,665	\$674,680	
5.1 NFFS Eligible	\$614,665	\$670,480	
A. Program and production underwriting	\$0	\$14,000	
B. Grants and contributions other than underwriting	\$0	\$0	
C. Appropriations from the licensee	\$614,665	\$656,480	
D. Gifts and grants for facilities and equipment as restricted by the donor or received through a capital campaign (Radio only)	\$0	\$0	
E. Gifts and grants received through a capital campaign but not for facilities and equipment	\$0	\$0	
F. Other income eligible as NFFS (specify)	\$0	\$0	
5.2 NFFS Ineligible	\$0	\$4,200	
A. Rental income	\$0	\$0	
B. Fees for services	\$0	\$4,200	
C. Licensing fees (not royalties – see instructions for Line 15)	\$0	\$0	
D. Gifts and grants for facilities and equipment as restricted by the donor or received through a capital campaign (TV only)	\$0	\$0	
E. Other income ineligible for NFFS inclusion	\$0	\$0	

6. Other state-supported colleges and universities	\$0	\$0	
6.1 NFFS Eligible	\$0	\$0	
A. Program and production underwriting	\$0	\$0	
B. Grants and contributions other than underwriting	\$0	\$0	
C. Appropriations from the licensee	\$0	\$0	
D. Gifts and grants for facilities and equipment as restricted by the donor or received through a capital campaign (Radio only)	\$0	\$0	
E. Gifts and grants received through a capital campaign but not for facilities and equipment	\$0	\$0	
F. Other income eligible as NFFS (specify)	\$0	\$0	
6.2 NFFS Ineligible	\$0	\$0	
A. Rental income	\$0	\$0	
B. Fees for services	\$0	\$0	
C. Licensing fees (not royalties – see instructions for Line 15)	\$0	\$0	
D. Gifts and grants for facilities and equipment as restricted by the donor or received through a capital campaign (TV only)	\$0	\$0	
E. Other income ineligible for NFFS inclusion	\$0	\$0	
7. Private colleges and universities	\$0	\$0	
7.1 NFFS Eligible	\$0	\$0	
A. Program and production underwriting	\$0	\$0	
B. Grants and contributions other than underwriting	\$0	\$0	
C. Appropriations from the licensee	\$0	\$0	
D. Gifts and grants for facilities and equipment as restricted by the donor or received through a capital campaign (Radio only)	\$0	\$0	
E. Gifts and grants received through a capital campaign but not for facilities and equipment	\$0	\$0	
F. Other income eligible as NFFS (specify)	\$0	\$0	
7.2 NFFS Ineligible	\$0	\$0	
A. Rental income	\$0	\$0	
B. Fees for services	\$0	\$0	
C. Licensing fees (not royalties – see instructions for Line 15)	\$0	\$0	
D. Gifts and grants for facilities and equipment as restricted by the donor or received through a capital campaign (TV only)	\$0	\$0	
E. Other income ineligible for NFFS inclusion	\$0	\$0	

8. Foundations and nonprofit associations	\$81,118	\$59,445	
8.1 NFFS Eligible	\$54,945	\$47,725	
A. Program and production underwriting	\$54,945	\$47,725	
B. Grants and contributions other than underwriting	\$0	\$0	
C. Gifts and grants for facilities and equipment as restricted by the donor or received through a capital campaign (Radio only)	\$0	\$0	
D. Gifts and grants received through a capital campaign but not for facilities and equipment	\$0	\$0	
E. Other income eligible as NFFS (specify)	\$0	\$0	
8.2 NFFS Ineligible	\$26,173	\$11,720	
A. Rental income	\$0	\$0	
B. Fees for services	\$25,515	\$9,450	
C. Licensing fees (not royalties – see instructions for Line 15)	\$0	\$0	
D. Gifts and grants for facilities and equipment as restricted by the donor or received through a capital campaign (TV only)	\$0	\$0	
E. Other income ineligible for NFFS inclusion	\$658	\$2,270	
	<b>Description</b>	<b>Amount</b>	
	DVD Sales	\$2,270	
9. Business and Industry	\$302,605	\$229,928	
9.1 NFFS Eligible	\$266,794	\$217,809	
A. Program and production underwriting	\$266,794	\$217,809	
B. Grants and contributions other than underwriting	\$0	\$0	
C. Gifts and grants for facilities and equipment as restricted by the donor or received through a capital campaign (Radio only)	\$0	\$0	
D. Gifts and grants received through a capital campaign but not for facilities and equipment	\$0	\$0	
E. Other income eligible as NFFS (specify)	\$0	\$0	
9.2 NFFS Ineligible	\$35,811	\$12,119	
A. Rental income	\$0	\$0	
B. Fees for services	\$35,617	\$12,090	
C. Licensing fees (not royalties – see instructions for Line 15)	\$0	\$0	
D. Gifts and grants for facilities and equipment as restricted by the donor or received through a capital campaign (TV only)	\$0	\$0	
E. Other income ineligible for NFFS inclusion	\$194	\$29	
	<b>Description</b>	<b>Amount</b>	
	DVD Sales	\$29	

10. Memberships and subscriptions (net of membership bad debt expense)		\$1,456,393	\$1,529,739	
10.1 NFFS Exclusion – Fair market value of premiums that are not of insubstantial value		\$380,159	\$305,649	
10.2 NFFS Exclusion – All bad debt expenses from NFFS eligible revenues including but not limited to pledges, underwriting, and membership (unless netted elsewhere in Schedule A)		\$486	\$9,943	
		2019 data	2020 data	
10.3 Total number of contributors.		14,937	15,389	
11. Revenue from Friends groups less any revenue included on line 10		\$0	\$0	
		2019 data	2020 data	
11.1 Total number of Friends contributors.		0	0	
12. Subsidiaries and other activities unrelated to public broadcasting (See instructions)		\$0	\$0	
A. Nonprofit subsidiaries involved in telecommunications activities		\$0	\$0	
B. NFFS Ineligible – Nonprofit subsidiaries not involved in telecommunications activities		\$0	\$0	
C. NFFS Ineligible – For-profit subsidiaries regardless of the nature of its activities		\$0	\$0	
D. NFFS Ineligible – Other activities unrelated to public broadcasting		\$0	\$0	

Form of Revenue		2019 data	2020 data	
13. Auction revenue (see instructions for Line 13)		\$0	\$0	
A. Gross auction revenue		\$0	\$0	
B. Direct auction expenses		\$0	\$0	
14. Special fundraising activities (see instructions for Line 14)		\$81,564	\$60,888	
A. Gross special fundraising revenues		\$170,903	\$75,868	
B. Direct special fundraising expenses		\$89,339	\$14,980	
15. Passive income		\$6,041	\$6,456	
A. Interest and dividends (other than on endowment funds)		\$4,452	\$2,688	
B. Royalties		\$0	\$0	
C. PBS or NPR pass-through copyright royalties		\$1,589	\$3,768	
16. Gains and losses on investments, charitable trusts and gift annuities and sale of other assets (other than endowment funds)		\$0	\$0	
A. Gains from sales of property and equipment (do not report losses)		\$0	\$0	
B. Realized gains/losses on investments (other than endowment funds)		\$0	\$0	
C. Unrealized gains/losses on investments and actuarial gains/losses on charitable trusts and gift annuities (other than endowment funds)		\$0	\$0	

17. Endowment revenue	\$164,416	\$77,561	
A. Contributions to endowment principal	\$43,850	\$13,250	
B. Interest and dividends on endowment funds	\$0	\$0	
C. Realized net investment gains and losses on endowment funds (if this is a negative amount, add a hyphen, e.g., "-1,765")	\$0	\$0	
D. Unrealized net investment gains and losses on endowment funds (if this is a negative amount, add a hyphen, e.g., "-1,765")	\$120,566	\$64,311	

18. Capital fund contributions from individuals (see instructions)	\$0	\$0	
A. Facilities and equipment (except funds received from federal or public broadcasting sources)	\$0	\$0	
B. Other	\$0	\$0	

19. Gifts and bequests from major individual donors	\$391,896	\$525,325	
	2019 data	2020 data	
19.1 Total number of major individual donors	276	335	

20. Other Direct Revenue	\$29,522	\$21,309	
--------------------------	----------	----------	--

Description	Amount	
Media Advertising Revenue	\$4,546	
Exclusion Description	Amount	
Other UBI (including the sale of advertising in publications and other media)	\$4,546	
Other Income Premium Sales	\$43	
Exclusion Description	Amount	
Sale of premiums	\$43	
Other Income Shipping of Premiums	\$9,615	
Exclusion Description	Amount	
Sale of premiums	\$9,615	
Over/Short	\$9	
Exclusion Description	Amount	
Refunds, rebates, reimbursements and insurance proceeds	\$9	
Other Income	\$6,946	
Exclusion Description	Amount	
Refunds, rebates, reimbursements and insurance proceeds	\$6,946	
TV Production Services	\$150	
Exclusion Description	Amount	
Rentals of studio space, equipment, tower, parking space	\$150	

Line 21. Proceeds from the FCC Spectrum Incentive Auction, interest and dividends earned on these funds, channel sharing revenues, and spectrum leases	\$172,533	\$272,432	
A. Proceeds from sale in spectrum auction	\$0	\$0	
B. Interest and dividends earned on spectrum auction related revenue	\$0	\$0	
C. Payments from spectrum auction speculators	\$0	\$0	
D. Channel sharing and spectrum leases revenues	\$172,533	\$173,733	
E. Spectrum repacking funds	\$0	\$98,699	

22. Total Revenue (Sum of lines 1 through 12, 13.A, 14.A, and 15 through 21)	\$7,547,609	\$5,831,258	
--	-------------	-------------	--

[Click here to view all NFFS Eligible revenue on Lines 3 through 9.](#)

[Click here to view all NFFS Ineligible revenue on Lines 3 through 9.](#)

Adjustments to Revenue	2019 data	2020 data
23. Federal revenue from line 1.	\$18,295	\$19,122
24. Public broadcasting revenue from line 2.	\$1,065,381	\$1,281,583
25. Capital funds exclusion—TV (3.2D, 4.2D, 5.2D, 6.2D, 7.2D, 8.2D, 9.2D, 18A)	\$2,753,403	\$715,769
26. Revenue on line 20 not meeting the source, form, purpose, or recipient criteria	\$29,522	\$21,309
27. Other automatic subtractions from total revenue	\$825,067	\$695,354
A. Auction expenses – limited to the lesser of lines 13a or 13b	\$0	\$0
B. Special fundraising event expenses – limited to the lesser of lines 14a or 14b	\$89,339	\$14,980
C. Gains from sales of property and equipment – line 16a	\$0	\$0
D. Realized gains/losses on investments (other than endowment funds) – line 16b	\$0	\$0
E. Unrealized investment and actuarial gains/losses (other than endowment funds) – line 16c	\$0	\$0
F. Realized and unrealized net investment gains/losses on endowment funds – line 17c, line 17d	\$120,566	\$64,311
G. Rental income (3.2A, 4.2A, 5.2A, 6.2A, 7.2A, 8.2A, 9.2A)	\$0	\$0
H. Fees for services (3.2B, 4.2B, 5.2B, 6.2B, 7.2B, 8.2B, 9.2B)	\$61,132	\$25,740
I. Licensing Fees (3.2C, 4.2C, 5.2C, 6.2C, 7.2C, 8.2C, 9.2C)	\$0	\$0
J. Other revenue ineligible as NFFS (3.2E, 4.2E, 5.2E, 6.2E, 7.2E, 8.2E, 9.2E)	\$852	\$2,299
K. FMV of high-end premiums (Line 10.1)	\$380,159	\$305,649
L. All bad debt expenses from NFFS eligible revenues including but not limited to pledges, underwriting, and membership (Line 10.2)	\$486	\$9,943
M. Revenue from subsidiaries and other activities ineligible as NFFS (12.B, 12.C, 12.D)	\$0	\$0
N. Proceeds from spectrum auction and related revenues from line 21.	\$172,533	\$272,432
28. Total Direct Nonfederal Financial Support (Line 22 less Lines 23 through 27). (Forwards to line 1 of the Summary of Nonfederal Financial Support)	\$2,855,941	\$3,098,121

### Comments

Comment	Name	Date	Status
CPB Comm Serv Grant USSG \$17692 CPB Interconnect Grant \$18202 CPB Cares Act \$260205	Noelia Santiago	1/8/2021	Note
E & G Appropriations/ Salaries \$563985.03 University Appropriations Utilities \$92494.47	Noelia Santiago	1/8/2021	Note
PBS Rebrand grant	David Duke	2/2/2021	Note
Move To Include (WXXI) and WHYY grant	David Duke	2/2/2021	Note
FL-DOE TV grant	David Duke	2/2/2021	Note
Car Donations \$21,291.28 plus Family Pictures USA \$2,000 plus Youth Media Institute \$7,000 plus Americas Test Kitchen \$3,000 plus Bus Trip revenue (net) \$17,466.72, Arthrex \$5,500 plus Kids Day \$2,300 plus Millennial Brewing donation \$2,010 plus Stage of World \$2,500 plus FL Humanities \$5,000 plus Allegretti Fdn \$7,500 = \$75,868.00	David Duke	2/2/2021	Note
FCC Repack reimbursement	David Duke	2/2/2021	Note
Sprint spectrum lease revenue	David Duke	2/2/2021	Note
TV Production services - not eligible for NFFS	David Duke	2/3/2021	Note
TV Production services - not eligible for NFFS	David Duke	2/3/2021	Note
TV Production Services - not eligible for NFFS	David Duke	2/3/2021	Note
Expenses for FY 20 Special Events per trial balance	David Duke	2/11/2021	Note
\$6,250 donation and \$7,000 donation to endowment = \$13,250	David Duke	2/11/2021	Note
Balance of PECO capital grant through State of Florida DOE. FY 2019 was higher due to more capital purchases made in FY 2019 compared to FY 2020.	David Duke	2/11/2021	Note
Balance of PECO capital grant through State of Florida DOE. FY 2019 was higher due to more capital purchases made in FY 2019 compared to FY 2020.	David Duke	2/11/2021	Note



	2019	2020
<b>Step 1 - Compute the Rate - Licensee Indirect Costs/Licensee Direct Costs</b>		
Institutional Support (Enter this amount here only if station benefits from Institutional Support.)	\$	\$33,543,396
AFS page or "n/a"		50
Physical Plant Support (Enter this amount here only if station benefits from Physical Plant Support.)	\$	\$12,492,931
AFS page or "n/a"		50
<b>Licensee Indirect Costs</b>	\$	\$46,036,327
<b>Licensee Direct Costs</b>		
Total Operating expenses	\$	\$250,989,230
AFS page or "n/a"		50
Less: Institutional Support (Enter this amount whether or not the station benefits from Institutional Support.)	\$	\$33,543,396
AFS page or "n/a"		50
Less: Physical Plant Support (Enter this amount whether or not the station benefits from Physical Plant Support.)	\$	\$12,492,931
AFS page or "n/a"		50
Licensee's Direct Costs (= Total operating expenses minus both Institutional Support and Physical Plant Support)	\$	\$204,952,903
Indirect Cost Rate = (Licensee's Indirect Costs/Licensee's Direct Costs)	\$	\$22.461905
<b>Step 2 - Identify the Base (Station's Net Direct Expenses)</b>		
Station's Total Operating Expenses (from Schedule E, Line 8)	\$	\$5,604,545
Less: Depreciation and Amortization - from station's AFS (if applicable)	\$	\$148,103
AFS page or "n/a"		18
In-kind contributions and donated property and equipment reported as expenses per AFS (if applicable)	\$	\$183,794
AFS page or "n/a"		26
Indirect Administrative Support (if included in station's total expenses) -per AFS	\$	\$929,333
AFS page or "n/a"		26
Expenses for non-broadcast activities and UBIT-per AFS (if applicable)	\$	\$13,769
AFS page or "n/a"		15

Expenses not supported by licensee - per AFS (Example: expenses of consolidated entities like Friends Groups, foundations, and component units (if applicable))	\$	\$0	
AFS page or "n/a"		n/a	
Station's Net Direct Expenses	\$	\$4,329,546	
<b>Step 3: Apply the Rate to the Base (= total support activity benefiting the station)</b>	\$	\$972,499	
Upload the licensee's audited financial statement only. [NOTE: Only PDF files are allowed for upload.]	<a href="#">View Document</a>	1743_WGCU_BWA_fy20.pdf	

### Comments

Comment	Name	Date	Status
Occupancy List WGCU-TV (1743) Fort Myers, FL			

Type of Occupancy	Location	Value
X <input type="text" value="Land"/>	<input type="text" value="11751 S.R."/>	<input type="text" value="7,000"/>

#### Annual Value Appraisal for Land Associated with Tower Facilities

Questions	Value
1. Land Area (in acres) Restricted to FCC requirements for the facility, unless local zoning requires additional land, in which case, the larger area may be used	Acres <input type="text" value="14.14"/>
2. Unit Value per acre Appraisals should include facts concerning, and analysis of, land-sale comparables. To arrive at a unit value per acre use community zoning laws or local codes for the property in question and base it on vacant lot value.	\$ <input type="text" value="7072.14"/>
3. Land value (product of lines 1 and 2)	\$ <input type="text" value="100000.0596"/>
4. Rate of return on the land	% <input type="text" value="7"/>
5. Annual value before deductions (product of lines 3 and 4)	\$ <input type="text" value="7000.004172"/>
6. Payments made to landowner as part of a lease or rental agreement	\$ <input type="text" value="0"/>
7. Payments received from others as part of a sublease or rental agreement	\$ <input type="text" value="0"/>
8. Annual value for NFFS purposes (line 5 less lines 6 and 7)	\$ <input type="text" value="7000.004172"/>

I certify that the annual value is correct to the best of my knowledge and belief; that I have no interest, present or contemplated, in subject property or in any of the principals involved; that my compensation is in no way contingent upon the values stated; that I personally inspected the property; that no important facts have intentionally been withheld or overlooked; and that this appraisal conforms to the standards of practice and code of ethics recognized by the appraisal profession.

Name of Appraiser	Appraiser Designation	Date
<input type="text" value="Gerald A. Hendry, MAI, C"/>	<input type="text" value="State Certified Real Estate"/>	<input type="text" value="04/30/2020"/>

### Schedule B Totals WGCU-TV (1743) Fort Myers, FL

	2019 data	2020 data
1. Total support activity benefiting station	\$1,471,719	\$972,499
2. Occupancy value	7,423	\$7,000
3. Deductions: Fees paid to the licensee for overhead recovery, assessment, etc.	\$152,690	\$50,167
4. Deductions: Support shown on lines 1 and 2 in excess of revenue reported in financial statements.	\$0	\$0
5. Total Indirect Administrative Support (Forwards to Line 2 of the Summary of Nonfederal Financial Support)	\$1,326,452	\$929,332
6. Please enter an institutional type code for your licensee.	SU	SU

Comments

Schedule C  
WGCU-TV (1743)  
Fort Myers, FL

	2019 data	Donor Code	2020 data
1. PROFESSIONAL SERVICES (must be eligible as NFFS)	\$1,700		\$1,600
A. Legal	\$0		\$0
B. Accounting and/or auditing	BS \$1,700	BS	\$1,600
C. Engineering	\$0		\$0
D. Other professionals (see specific line item instructions in Guidelines before completing)	\$0		\$0
2. GENERAL OPERATIONAL SERVICES (must be eligible as NFFS)	\$0		\$0
A. Annual rental value of space (studios, offices, or tower facilities)	\$0		\$0
B. Annual value of land used for locating a station-owned transmission tower	\$0		\$0
C. Station operating expenses	\$0		\$0
D. Other (see specific line item instructions in Guidelines before completing)	\$0		\$0
3. OTHER SERVICES (must be eligible as NFFS)	\$126,313		\$176,234
A. ITV or educational radio	\$0		\$0
B. State public broadcasting agencies (APBC, FL-DOE, eTech Ohio)	SG \$21,639	SG	\$20,653
C. Local advertising	BS \$104,674	BS	\$155,581
D. National advertising	\$0		\$0
4. Total in-kind contributions - services and other assets eligible as NFFS (sum of lines 1 through 3), forwards to Line 3a. of the Summary of Nonfederal Financial Support	\$128,013		\$177,834
5. IN-KIND CONTRIBUTIONS INELIGIBLE AS NFFS	\$0		\$5,960
A. Compact discs, records, tapes and cassettes	\$0		\$0
B. Exchange transactions	\$0		\$0
C. Federal or public broadcasting sources	\$0		\$0
D. Fundraising related activities	\$0	BS	\$5,960
E. ITV or educational radio outside the allowable scope of approved activities	\$0		\$0
F. Local productions	\$0		\$0
G. Program supplements	\$0		\$0
H. Programs that are nationally distributed	\$0		\$0
I. Promotional items	\$0		\$0
J. Regional organization allocations of program services	\$0		\$0
K. State PB agency allocations other than those allowed on line 3(b)	\$0		\$0
L. Services that would not need to be purchased if not donated	\$0		\$0
M. Other	\$0		\$0
6. Total in-kind contributions - services and other assets (line 4 plus line 5), forwards to Schedule F, line 1c. Must agree with in-kind contributions recognized as revenue in the AFS.	\$128,013		\$183,794

Comments

Comment	Name	Date	Status
In-kind from James Moore & Co auditors for FY 20 TV per letter.	David Duke	1/5/2021	Comment for CPB
FY 20 TV in-kind from FL-DOE per letter	David Duke	1/5/2021	Comment for CPB
FY 20 trade with full documentation. Exclusions for insufficient documentation and/or unqualified trade included in Section 5, line D below.	David Duke	1/5/2021	Comment for CPB
Exclusions for insufficient documentation and/or unqualified trade for TV FY 20.	David Duke	1/5/2021	Comment for CPB

Schedule D  
WGPU-TV (1743)  
Fort Myers, FL

	2019 data	Donor Code	2020 data
1. Land (must be eligible as NFFS)	\$		\$0
2. Building (must be eligible as NFFS)	\$		\$0
3. Equipment (must be eligible as NFFS)	\$		\$0
4. Vehicle(s) (must be eligible as NFFS)	\$		\$0
5. Other (specify) (must be eligible as NFFS)	\$		\$0
6. Total in-kind contributions - property and equipment eligible as NFFS (sum of lines 1 through 5), forwards to Line 3b. of the Summary of Nonfederal Financial Support	\$		\$0
7. IN-KIND CONTRIBUTIONS INELIGIBLE AS NFFS	\$		\$0
a) Exchange transactions	\$		\$0
b) Federal or public broadcasting sources	\$		\$0
c) TV only—property and equipment that includes new facilities (land and structures), expansion of existing facilities and acquisition of new equipment	\$		\$0
d) Other (specify)	\$		\$0
8. Total in-kind contributions - property and equipment (line 6 plus line 7), forwards to Schedule F, line 1d. Must agree with in-kind contributions recognized as revenue in the AFS.	\$		\$0

Comments

Comment	Name	Date	Status
---------	------	------	--------

Schedule E  
WGPU-TV (1743)  
Fort Myers, FL

EXPENSES  
(Operating and non-operating)

PROGRAM SERVICES		2019 data	2020 data
+	1. Programming and production	\$2,396,579	\$2,382,544
	A. TV CSG	\$636,324	\$664,450
	B. TV Interconnection	\$19,489	\$18,202
	C. Other CPB Funds	\$17,491	\$17,692
	D. All non-CPB Funds	\$1,723,275	\$1,682,200
+	2. Broadcasting and engineering	\$794,471	\$686,262
	A. TV CSG	\$72,388	\$36,715
	B. TV Interconnection	\$0	\$0
	C. Other CPB Funds	\$0	\$0
	D. All non-CPB Funds	\$722,083	\$649,547
+	3. Program information and promotion	\$574,220	\$514,159
	A. TV CSG	\$60,952	\$5,745
	B. TV Interconnection	\$0	\$0
	C. Other CPB Funds	\$0	\$0
	D. All non-CPB Funds	\$513,268	\$508,414

SUPPORT SERVICES		2019 data	2020 data
+	4. Management and general	\$934,967	\$883,692
	A. TV CSG	\$39,356	\$30,966
	B. TV Interconnection	\$0	\$0
	C. Other CPB Funds	\$0	\$0
	D. All non-CPB Funds	\$895,611	\$852,726
+	5. Fund raising and membership development	\$1,036,315	\$879,125
	A. TV CSG	\$177,172	\$99,264
	B. TV Interconnection	\$0	\$0
	C. Other CPB Funds	\$0	\$0
	D. All non-CPB Funds	\$859,143	\$779,861
+	6. Underwriting and grant solicitation	\$255,880	\$258,763
	A. TV CSG	\$0	\$32,095
	B. TV Interconnection	\$0	\$0
	C. Other CPB Funds	\$0	\$0
	D. All non-CPB Funds	\$255,880	\$226,668
+	7. Depreciation and amortization (if not allocated to functional categories in lines 1 through 6)	\$0	\$0
	A. TV CSG	\$0	\$0
	B. TV Interconnection	\$0	\$0
	C. Other CPB Funds	\$0	\$0
	D. All non-CPB Funds	\$0	\$0
+	8. Total Expenses (sum of lines 1 to 7) must agree with audited financial statements	\$5,992,432	\$5,604,545
	A. Total TV CSG (sum of Lines 1.A, 2.A, 3.A, 4.A, 5.A, 6.A, 7.A)	\$986,192	\$869,235
	B. Total TV Interconnection (sum of Lines 1.B, 2.B, 3.B, 4.B, 5.B, 6.B, 7.B)	\$19,489	\$18,202
	C. Total Other CPB Funds (sum of Lines 1.C, 2.C, 3.C, 4.C, 5.C, 6.C, 7.C)	\$17,491	\$17,692
	D. Total All non-CPB Funds (sum of Lines 1.D, 2.D, 3.D, 4.D, 5.D, 6.D, 7.D)	\$4,969,260	\$4,699,416

INVESTMENT IN CAPITAL ASSETS		2019 data	2020 data
Cost of capital assets purchased or donated			
	9. Total capital assets purchased or donated	\$1,086,724	\$2,417,566
	9a. Land and buildings	\$0	\$0
	9b. Equipment	\$1,086,724	\$2,417,566
	9c. All other	\$0	\$0
	10. Total expenses and investment in capital assets (Sum of lines 8 and 9)	\$7,079,156	\$8,022,111

Additional Information		2019 data	2020 data
(Lines 11 + 12 must equal line 8 and Lines 13 + 14 must equal line 9)			
	11. Total expenses (direct only)	\$4,537,967	\$4,491,418
	12. Total expenses (indirect and in-kind)	\$1,454,465	\$1,113,127
	13. Investment in capital assets (direct only)	\$1,086,724	\$2,417,566
	14. Investment in capital assets (indirect and in-kind)	\$0	\$0

Comments			
Comment	Name	Date	Status
Includes \$4,087 + \$7948 of FY 19 TV CSG spent in FY 20 plus \$24,680 of FY 20 TV CSG spent in FY 20. Total = \$36,715	David Duke	2/1/2021	Comment for CPB
Includes \$5,745 of FY 19 TV CSG spent in FY 20	David Duke	2/1/2021	Comment for CPB
Includes \$24,002 of FY 20 TV CSG spent in FY 20 and \$6,964 of FY 19 TV CSG spent in FY 20. Total = \$30,966	David Duke	2/1/2021	Comment for CPB
Includes \$12,466 of FY19 TV CSG spent in FY 20 and \$86,798 of FY20 TV CSG spent in FY 20. Total = \$99,264	David Duke	2/1/2021	Comment for CPB
Includes \$32,095 of FY 20 TV CSG spent in FY 20.	David Duke	2/1/2021	Comment for CPB
=TV in-kind of \$183,794 + TV IAS of 929,333 = \$1,113,127	David Duke	2/1/2021	Note
Additions to CIP \$2,387,297 plus \$30,269 additions to TV FF&E = \$2,417,566	David Duke	2/11/2021	Note

	2020 data
<b>1. Data from AFR</b>	
a. Schedule A, Line 22	\$8,056,708
b. Schedule B, Line 5	\$1,347,667
c. Schedule C, Line 6	\$459,710
d. Schedule D, Line 8	\$0
e. Total from AFR	\$9,864,085

**Choose Reporting Model**

You **must** choose one of the three reporting models in order to complete Schedule F. After making your selection, click the "Choose" button below, which will display your reporting model. When changing to a different reporting model all data entered in the current reporting model will be lost.

- FASB  
  GASB Model A proprietary enterprise-fund financial statements with business-type activities only  
  GASB Model B public broadcasting entity-wide statements with mixed governmental and business-type activities

	2020 data
<b>2. GASB Model A proprietary enterprise-fund financial statements with business-type activities only</b>	
a. Operating revenues	\$8,646,763
b. Non-operating revenues	\$1,217,323
c. Other revenue	\$0
d. Capital grants, gifts and appropriations (if not included above)	\$0
e. Total From AFS, lines 2a-2d	\$9,864,086

**Reconciliation**

	2020 data
3. Difference (line 1 minus line 2)	\$-1
4. If the amount on line 3 is not equal to \$0, click the "Add" button and list the reconciling items.	\$-1

Description	Amount
rounding	\$-1